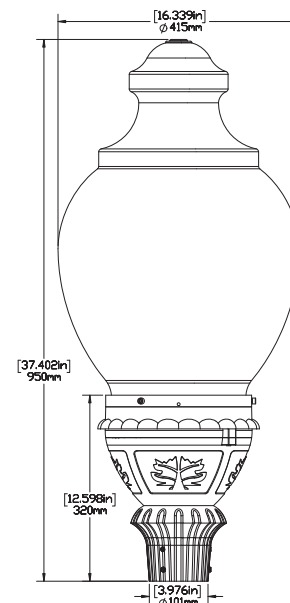



# LED-PT-620 Series

## LED Post Top Acorn Light Fixture - Outdoor Area Luminaires



This product, or selected versions of this product, meet the standards listed below. Please consult factory for your specific requirements.



### APPLICATION

- Architectural Landscape Lighting
- Site Lighting
- Parking Lot Lighting
- Roadway Lighting
- Area Lighting
- Walkway Lighting
- Security Lighting

**PRODUCT INFORMATION** - Duke Light's LED-PT-620 Series, classic Americana Post Top Acorn Light Fixtures, Designed for superior photometric performance and architectural appeal and Architectural Landscape Lighting, Equipped with a new LED engine improved energy efficiency and quality of light. The advanced LED optical system provides improved horizontal and vertical uniformity, reduced glare and improved lighting control.

Duke Light's unique optical glass lens technology effectively aims the light where you need it, while eliminating the unsightly shadow circles commonly seen under other LED post top fixtures.

**LIGHT ENGINE** - LM80 COB LEDs up to 140 lm/w, L70@25°C 50,000+ hours, High-temperature-resistant high-borosilicate glass optical lens, never yellow, long-term high transmittance. The whole light source engine with IP68 highest rating, extruded aluminum fin heat sink for stable and efficient heat dissipation.

**ENERGY SAVING CONTROL OPTIONS** - 010DIM - 0-10 volt -dimming enabled with controls by others. MS - Motion Sensor switching responds to external line voltage signal from separate 120-277V controller or sensor (by others), with low light level decreased to 10% maximum drive current. ZRDIM - Zigbee 2.4GHz Remote with controller in each fixtures, can be put all the fixtures simple mesh grouping control Programming ON/OFF, Programming Dimming.

**ELECTRICAL** - UL Listed Class I drivers, IP65 waterproof rating used for wet location. Two-stage surge protection (including separate surge protection built into electronic driver) meets IEEE C62.41.2-2002, Location Category C. Available with universal voltage power supply 120-277VAC (50/60Hz input).

**HOUSING** - IP65 rating housing, Aluminum die-casting housing for excellent durability and strength. High Efficiency, Flame Class V-2 flame retardant UL listed material, IK8 impact resistance, UV protected, non-yellowing polycarbonate refractor. Post top mounting 3 inch (78 mm) O.D. Max, 2-3/8 inch (60 mm) O.D. Min pole and tenon. Accessories available.

**FINISH** - An enduring powder-coated finish provides long-term protection against ultraviolet light and chipping. Over chromate conversion coating, custom colors available.

**EXPECTED LIFE** - Minimum 50,000 hours to 75,000 hours depending upon the ambient temperature of the installation location. Significantly reducing maintenance needs and expense over the life of the fixture.

**WARRANTY** - 5 Year Limited Warranty on Light Engine, Driver, & Housing. Optional 10-Year Manufacturer's Warranty Available.

## ORDERING INFORMATION

Example: LED-PT-620-P-T5VS-030-850-UNV-BLK-010DIM  
For more support, Please consult factory.

SERIES	MOUNTING	DISTRIBUTION	WATTAGE	COLOR TEMPERATURE	VOLTAGE	FINISH COLOR	CONTROL OPTIONS
LED-PT-620 LED Post Top Light Fixtures	P = Pole Mounted	T2S = Type II Short T5VS = Type V Very Short *  *Standard	030 = 30 W 040 = 40 W 050 = 50 W 060 = 60 W 080 = 80 W 100 = 100 W 120 = 120 W	830 = 3000°K 840 = 4000°K 850 = 5000°K* 857 = 5700°K CRI >80 *Standard	UNV = Universal 120-277 VAC* HV = 347 VAC & 480 VAC DC24 = 24 VDC  *Standard	BLK = Black texture powder RAL 9005  *Available custom color Please provide us with the RAL number.	PC = NEMA® Photocell Twist Lock Type 3PR = 3 Pin NEMA® Photocell Receptical For switch on/off only. 5PR = 5 Pin NEMA® Photocell Receptical For switch on/off and 0-10V dimming. 7PR = 7 Pin NEMA® Photocell Receptical For switch on/off and 0-10V dimming and smart control. 010DIM = 0-10V Dimming MS = Motion Sensor * ZRDIM = Zigbee Remote Dimming, With Mesh Grouping  * Motion Sensor UNV only, with Bi-Level dimming function.

# LED-PT-620 Series

## LED Post Top Acorn Light Fixture - Outdoor Area Luminaires

### SPECIFICATIONS / PERFORMANCE

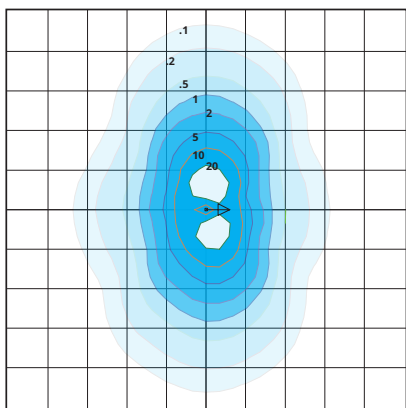
Model No.	Rated Watts	System Watts	Initial Lumens	Line Voltage [VAC]	Max Line Current [Ampere @120-277VAC]	Light Engine Watt x Units	Driver Power Watt x Units
LED-PT-620-P-030-UNV	30	32	3,520	120 - 277	0.27 - 0.12	30 x 1	50 x 1
LED-PT-620-P-040-UNV	40	42	4,620	120 - 277	0.35 - 0.15	40 x 1	50 x 1
LED-PT-620-P-050-UNV	50	52	5,720	120 - 277	0.43 - 0.19	50 x 1	50 x 1
LED-PT-620-P-060-UNV	60	62	6,820	120 - 277	0.52 - 0.22	20 x 3	75 x 1
LED-PT-620-P-080-UNV	80	82	9,020	120 - 277	0.68 - 0.30	20 x 4	100 x 1
LED-PT-620-P-100-UNV	100	102	11,220	120 - 277	0.85 - 0.37	30 x 4	100 x 1
LED-PT-620-P-120-UNV	120	122	13,420	120 - 277	1.02 - 0.44	30 x 4	150 x 1

### CHARACTERISTICS / DATA

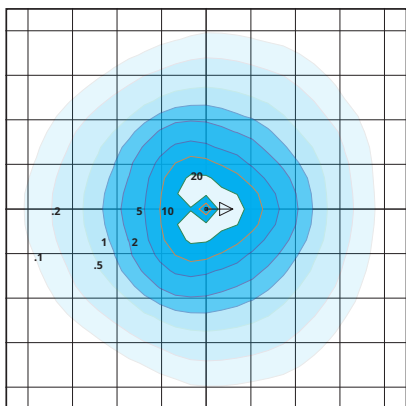
Testing Compliance ----- UL 1598 Standard  
 Surge Protection ----- 20KV / 10KA per ANSI/IEEE62.61  
 FCC Compliance ----- Part 15, Subp. C  
 IEC Protection Classes ----- Class I Ⓢ per IEC 61140  
 Ambient Temperature ----- -40°C to +50°C (-40°F to +122°F)  
 Luminaire Vibration ----- 3G (ANSI C136.31-2010)  
 Housing IK Rating ----- IK8  
 Housing IP Rating ----- IP65  
 Driver IP Rating ----- IP65  
 Optics IP Rating ----- IP68  
 Outdoor Rated ----- Wet Location

Light Engine ----- L70 Rated Lifetime of 50,000+ hours.  
 Driver ----- UL / CUL Listed Constant Current  
 Input Universal Line Voltage ----- 120-277 VAC  
 Input Line Frequency ----- 50 / 60 Hz  
 Power Factor ----- > 0.9  
 Total Harmonic Distortion(THD) ----- <20%  
 Color Temperature ----- 5,000°K  
 Color Rendering Index(CRI) ----- >80  
 Lumens Per Watt (Typical) ----- >110  
 Environment Friendly ----- RoHS Compliant  
 Warranty ----- 5 Year Limited Warranty

### DISTRIBUTION



Type II Short - T2S  
 Duke Light  
 LED-PT-620-P-T2S-120-850-UNV  
 Horizontal Footcandles  
 Scale: 1 Mesh = 10 Ft.  
 Light Loss Factor = 1.00  
 Total Lamp Lumens = 13427.9  
 MH = 10.00 Ft, Tilt = 0 Degrees  
 Maximum Calculated Value= 35.6 Fc  
 Arrangement: Single  
 Horizontal Beam Angle (50%): 136.8°  
 Vertical Beam Angle (50%): 85.9°




Type V Very Short - T5VS  
 (Standard)  
 Duke Light  
 LED-PT-620-P-T5VS-120-850-UNV  
 Horizontal Footcandles  
 Scale: 1 Mesh = 10 Ft.  
 Light Loss Factor = 1.00  
 Total Lamp Lumens = 13429.5  
 MH = 10.00 Ft, Tilt = 0 Degrees  
 Maximum Calculated Value= 28.01 Fc  
 Arrangement: Single  
 Horizontal Beam Angle (50%): 120.5°  
 Vertical Beam Angle (50%): 106.5°

PHOTOMETRICS & Application layouts are available upon request.  
 Contact DUKE Applications Group at layout@dukelight.com

### MOUNTING

**Pole Mounted**  
 3 inch (78 mm)  
 Max. Diameter Pole O.D.  
 2.375 inch (60 mm)  
 Min. Diameter Pole O.D.



### EPA

**Calculated Effective Projected Area (Sq. Ft.)**  
 Luminaire: 1.69 ft<sup>2</sup>

### OPTIONAL UPGRADES

**Round Pole Tenon Adaptor / Square Pole Tenon Adaptor**  
 Tenon Adaptor For 3/4/5/6 Inch Round and Square Poles

Order Code:  
 P2P-OD3-73  
 P2P-OD4-73  
 P2P-OD5-73  
 P2P-OD6-73



Order Code:  
 S2P-OD3-73  
 S2P-OD4-73  
 S2P-OD5-73  
 S2P-OD6-73

